



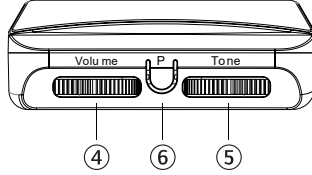
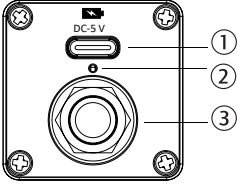
**ORTEGA®**  
GUITARS • EST 1994

## USER MANUAL

# Magus Fly-G

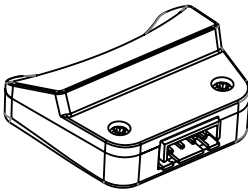
ORTEGA ACTIVE PREAMP SYSTEM

## 1. FUNCTIONS

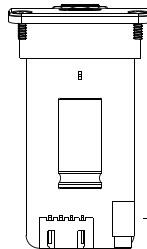


- ① DC-5V: Type-C charging port
- ② Charging Indicator: Red light on for low power; green light on for charging; light off for full charged. **(5 minutes for charging supports 10-15 hours constant playing and 6 months of stand-by time).**
- ③ 6,35mm | 1/4" jack output : When the cable is inserted the green light will be on permanently - indication normal operation.
- ④ VOLUME: Master volume control
- ⑤ TONE: Tone control
- ⑥ P: Phase reverse

## 2. INSTALLATION INSTRUCTION




Soundhole Control



Battery Box

Piezo Interface



Installation position upper or lower soundhole

Installation position of battery box

## 3. SPECIFICATION

- Nominal Input Level: -20dBV
- Nominal Output Level: -14dBV
- Input Impedance: >1M Ohm (20Hz ~ 18KHz)
- Volume Control
- Tone Control
- Low-battery Indicator
- Lithium-ion Capacitance
- USB TYPE-C Charging

